


Department of Consumer Affairs
Board of Vocational Nursing and Psychiatric Technicians
Vocational Nursing Program Pass Rates

The table below represents the performance of all first-time graduates of approved California vocational nursing programs who have completed the NCLEX-PN® during the past five years.

Updated 01/16/2024


 Gray bars equate to no testers in the given year.

Program Name	2019		2020		2021		2022		2023	
	#	%	#	%	#	%	#	%	#	%
	Tested	Passed	Tested	Passed	Tested	Passed	Tested	Passed	Tested	Passed
Allan Hancock College	33	97%	33	97%	36	97%	29	97%	30	97%
Allied Medical & Health Services, Inc.	5	80%	5	80%	10	90%	6	83%	6	100%
American Career College, Anaheim (Orange County)	135	93%	135	93%	189	88%	238	82%	266	88%
American Career College, Los Angeles	189	97%	189	97%	222	90%	278	86%	228	93%
American Career College, Ontario	192	90%	192	90%	240	83%	227	84%	283	88%
Angeles College, City of Industry					12	75%	31	90%	80	83%
Angeles College, Los Angeles	34	65%	34	65%	25	88%	37	86%	43	91%
Angeles Institute	30	87%	30	87%	39	90%	44	80%	54	85%
Annenberg School of Nursing	12	100%	12	100%	2	100%	7	100%	10	90%
Antelope Valley College	9	100%	9	100%	26	92%	19	84%	19	100%
Bakersfield Adult School	14	100%	14	100%	6	100%	16	94%		
Bakersfield College	19	100%	19	100%	27	89%	10	100%	15	87%
Baldy View Regional Occupational Program	17	94%	17	94%	1	0%	20	80%		
Beaumont Adult School	32	91%	32	91%	39	77%	29	93%	35	94%
Blake Austin College	69	83%	69	83%	80	70%	114	52%	88	74%
Butte College	21	90%	21	90%			24	92%	29	97%
California Career College, Canoga Park	9	67%	9	67%	3	33%			2	100%
California Career Institute, Garden Grove	69	78%	69	78%	67	64%	86	83%	86	81%
California Healthcare Skills Center									7	57%
California Nurses Educational Institute	58	83%	58	83%	47	79%	63	70%	87	75%
Career Care Institute, Lancaster	37	86%	37	86%	45	76%	48	77%	55	84%
Career Care Institute, Moreno Valley	17	71%	12	92%	27	74%	32	72%	54	61%
Career Care Institute, Oxnard	22	82%	47	85%	49	78%	69	59%	95	72%
Career Development Institute, Inc.	53	92%	45	84%	49	92%	78	81%	74	92%
Carrington College, Sacramento	62	81%	69	84%	91	78%	86	86%	69	87%

Department of Consumer Affairs
Board of Vocational Nursing and Psychiatric Technicians
Vocational Nursing Program Pass Rates

The table below represents the performance of all first-time graduates of approved California vocational nursing programs who have completed the NCLEX-PN® during the past five years.

Updated 01/16/2024


 Gray bars equate to no testers in the given year.

Program Name	2019		2020		2021		2022		2023	
	#	%	#	%	#	%	#	%	#	%
	Tested	Passed	Tested	Passed	Tested	Passed	Tested	Passed	Tested	Passed
Carrington College, San Jose	37	81%	26	88%	31	81%	25	68%	45	71%
Cerro Coso Community College	12	92%	12	83%			18	94%	18	89%
Chaffey College	40	75%	51	65%	20	75%	30	83%	18	100%
Charles A. Jones Career and Education Center	33	70%	30	63%	22	82%	22	91%	17	100%
Citrus College	38	97%	26	100%	44	91%	37	86%	42	98%
City College of San Francisco	34	79%	27	93%	36	83%	17	71%	37	89%
Clovis Adult Education	56	86%	47	91%	59	78%	43	91%	38	92%
CNI College	3	0%	2	100%	15	87%	19	89%	23	74%
College of Nursing and Technology	21	100%	28	96%	11	100%	18	94%	17	94%
College of the Desert	19	74%	23	83%	9	89%	1	100%	23	96%
College of the Redwoods, Del Norte	21	67%	1	100%	18	89%	1	100%	12	92%
College of the Redwoods, Eureka	24	88%			17	82%			10	100%
College of the Siskiyous	1	100%	19	100%			12	100%		
Community Enhancement Services College	37	76%	56	63%	37	73%	36	83%	33	94%
Concorde Career College, Garden Grove	68	74%	90	81%	82	76%	106	84%	107	95%
Concorde Career College, North Hollywood	60	82%	94	82%	95	61%	151	62%	126	83%
Concorde Career College, San Bernardino	67	96%	64	70%	74	61%	101	71%	83	81%
Concorde Career College, San Diego	92	82%	117	91%	89	89%	101	91%	81	99%
Contra Costa Medical Career College							14	86%	5	40%
Copper Mountain College	10	100%	10	100%	8	63%	14	64%	10	90%
Cuesta College	30	93%	1	100%	27	93%			22	64%
Downey Adult School	55	73%	52	62%	56	55%	48	73%	41	95%
Feather River College, Quincy	22	91%	6	50%			8	100%	2	50%
Fresno Adult School	41	85%	28	71%	22	86%	17	76%	41	93%

Department of Consumer Affairs
Board of Vocational Nursing and Psychiatric Technicians
Vocational Nursing Program Pass Rates

The table below represents the performance of all first-time graduates of approved California vocational nursing programs who have completed the NCLEX-PN® during the past five years.

Updated 01/16/2024


 Gray bars equate to no testers in the given year.

Program Name	2019		2020		2021		2022		2023	
	#	%	#	%	#	%	#	%	#	%
	Tested	Passed	Tested	Passed	Tested	Passed	Tested	Passed	Tested	Passed
Gavilan College	17	100%	16	100%			16	81%	2	100%
Glendale Career College	93	94%	81	78%	39	56%	51	73%	38	82%
Grossmont Health Occupations Center	33	97%	44	98%	34	91%	37	100%	20	100%
Gurnick Academy of Medical Arts, Concord	145	72%	218	70%	200	65%	225	68%	125	90%
Gurnick Academy of Medical Arts, Fresno	104	72%	92	65%	114	56%	93	74%	143	92%
Gurnick Academy of Medical Arts, Modesto	195	81%	194	79%	222	71%	190	83%	191	85%
Gurnick Academy of Medical Arts, Sacramento									26	81%
Gurnick Academy of Medical Arts, San Jose	96	63%	56	73%	48	75%	35	80%	45	91%
Hacienda La Puente Adult Education, Willow Campus	45	84%	3	67%	15	80%	11	82%	15	100%
Hartnell College	26	100%	27	89%	22	73%	32	91%	25	100%
Healthcare Career College	15	67%	30	53%	22	73%	3	67%	27	93%
High Desert Medical College, Bakersfield			12	67%	13	77%	38	63%	25	68%
High Desert Medical College, Lancaster	34	91%	24	83%	46	76%	60	78%	38	84%
High Desert Medical College, Temecula									5	100%
Homestead Schools, Inc., Torrance	22	100%	20	75%	18	100%	14	79%	18	83%
Imperial Valley College	12	100%			16	100%	18	100%		
Inland Career Education Center	19	84%	17	100%	8	100%	14	100%	22	100%
Institute of Technology, Clovis	28	68%	53	89%	79	67%	94	85%	94	83%
Institute of Technology, Modesto	44	82%	46	93%	52	87%	74	91%	70	94%
Institute of Technology, Redding	88	80%	107	58%	106	69%	106	69%	90	74%
Integrity College of Health	28	64%	9	56%	20	65%	3	0%	14	86%
Lassen Community College	9	89%	21	86%	17	100%	10	90%	9	100%

Department of Consumer Affairs
Board of Vocational Nursing and Psychiatric Technicians
Vocational Nursing Program Pass Rates

The table below represents the performance of all first-time graduates of approved California vocational nursing programs who have completed the NCLEX-PN® during the past five years.

Updated 01/16/2024


 Gray bars equate to no testers in the given year.

Program Name	2019		2020		2021		2022		2023	
	#	%	#	%	#	%	#	%	#	%
	Tested	Passed	Tested	Passed	Tested	Passed	Tested	Passed	Tested	Passed
LAUSD-Maxine Waters Employment Preparation Center	10	80%	15	87%	7	57%			14	86%
Long Beach City College	50	96%	55	91%	51	100%	34	91%	30	100%
Los Angeles Job Corps Center	4	75%			8	100%	1	100%		
Los Medanos College	23	87%	2	50%	23	78%	27	78%	2	50%
Lynwood Community Adult School	17	88%	13	92%	9	100%	21	81%	11	91%
Madera Community College	20	80%	2	50%	25	68%	24	75%	25	72%
Marian College, Los Angeles	56	88%	77	84%	81	74%	75	75%	70	63%
Marian College, Van Nuys	51	80%	48	81%	55	80%	38	79%	40	88%
Medical Allied Career Center, Inc.	26	77%	16	81%	37	70%	12	50%	48	67%
Medical Career College					3	100%	10	80%	38	55%
Merced College	34	82%	34	74%			29	76%	30	93%
MiraCosta College	2	50%	15	100%			18	94%		
Mission College	38	87%	1	100%	48	81%	26	92%	20	95%
Moriah Medical College							11	91%	15	100%
Napa Valley College	18	67%	1	100%	12	83%	2	100%	13	77%
National Career College	12	75%	21	90%	14	79%	53	77%	70	77%
North Orange County Regional Occupational Program	38	97%			33	85%	31	94%	15	100%
North-West College, Anaheim					3	100%	5	100%	17	88%
North-West College, Long Beach	28	71%	41	76%	50	86%	38	79%	44	91%
North-West College, Pomona	32	88%	52	67%	48	71%	50	80%	73	85%
North-West College, Riverside	105	70%	75	85%	41	80%	37	78%	90	84%
North-West College, Van Nuys	54	80%	56	66%	39	72%	37	92%	38	74%
North-West College, West Covina	42	93%	56	61%	100	74%	78	76%	92	70%

Department of Consumer Affairs
Board of Vocational Nursing and Psychiatric Technicians
Vocational Nursing Program Pass Rates

The table below represents the performance of all first-time graduates of approved California vocational nursing programs who have completed the NCLEX-PN® during the past five years.

Updated 01/16/2024


 Gray bars equate to no testers in the given year.

Program Name	2019		2020		2021		2022		2023	
	#	%	#	%	#	%	#	%	#	%
	Tested	Passed	Tested	Passed	Tested	Passed	Tested	Passed	Tested	Passed
Northern California Nursing Academy							8	75%	10	60%
Nurses' Development Center, Inc.					4	75%	3	100%	12	92%
Pacific College, Cerritos							2	100%	5	60%
Pacific College, Costa Mesa	68	85%	86	80%	58	60%	123	67%	98	74%
Pacific Times Healthcare College									13	100%
Palo Verde College	6	83%	7	100%	2	100%	7	86%	9	89%
Pasadena City College	10	100%	16	100%	17	88%	13	77%	24	92%
Platt College, Alhambra	8	63%	2	100%	27	74%	19	53%	14	43%
Professional Medical Careers Institute	33	76%	32	81%	57	75%	51	78%	61	87%
Quest Nursing Education Center	13	85%	33	91%	19	79%	53	81%	54	78%
Rio Hondo College	28	93%	18	89%	19	95%	20	85%	18	100%
Riverside City College	48	96%	47	94%	47	96%	37	100%	53	100%
Sacramento City College	36	83%	20	75%	24	75%	37	81%	21	76%
San Joaquin Valley College, Bakersfield	47	81%	33	76%	40	58%	71	75%	43	86%
San Joaquin Valley College, Rancho Mirage	3	67%	7	71%	11	64%	18	83%	19	95%
San Joaquin Valley College, Santa Maria	12	100%	14	93%	24	92%	13	77%	37	97%
San Joaquin Valley College, Visalia	28	96%	35	97%	47	81%	42	95%	29	100%
Santa Barbara City College	22	100%	29	90%	2	100%	25	96%	28	100%
Shasta College	22	82%			13	85%	18	78%	1	100%
Smith Chason School of Nursing, Los Angeles	15	87%	21	100%	33	79%	55	76%	38	68%
Smith Chason School of Nursing, Ontario	38	89%	43	88%	54	69%	45	64%	78	83%
Southeast California College	2	0%	3	0%	5	80%	7	57%	9	44%
Southwestern College			25	100%	27	93%	1	100%	26	100%
Sri Sai Krish Institute	10	100%	13	100%	31	97%	39	95%	22	86%
Stanbridge University, Irvine	106	97%	122	97%	107	93%	159	99%	152	95%
Stanbridge University, Los Angeles			20	95%	42	88%	46	91%	42	93%

Department of Consumer Affairs
Board of Vocational Nursing and Psychiatric Technicians
Vocational Nursing Program Pass Rates

The table below represents the performance of all first-time graduates of approved California vocational nursing programs who have completed the NCLEX-PN® during the past five years.

Updated 01/16/2024

 Gray bars equate to no testers in the given year.

Program Name	2019		2020		2021		2022		2023	
	#	%	#	%	#	%	#	%	#	%
	Tested	Passed	Tested	Passed	Tested	Passed	Tested	Passed	Tested	Passed
Summit College, El Cajon					25	60%	17	71%	36	89%
Summit College, San Bernardino	156	80%	176	63%	102	53%	142	63%	114	70%
The Nurse Academy					7	86%	12	75%	4	75%
Tri-County Regional Occupational Program	7	64%			19	84%	19	58%		
Tulare Adult School			26	81%			22	100%	1	100%
Ukiah Adult School	35	91%			27	85%			32	97%
Unitek College, Bakersfield	61	75%	68	75%	83	73%	128	70%	181	79%
Unitek College, Concord	64	89%	146	88%	140	73%	162	81%	198	91%
Unitek College, Fremont	153	82%	172	82%	160	75%	249	71%	242	81%
Unitek College, Hayward	91	96%	68	85%	103	74%	141	74%	85	92%
Unitek College, Sacramento	147	95%	152	91%	189	86%	234	80%	231	89%
Unitek College, San Jose	182	82%	173	75%	189	68%	251	67%	276	81%
Unitek College, South San Francisco	92	93%	85	95%	91	85%	119	79%	126	86%
University of Antelope Valley	28	50%	56	84%	10	50%	18	72%	18	72%
Visalia Adult School	37	73%	11	45%	51	82%			49	76%
Westchester College of Nursing									5	40%
Xavier College	81	96%	68	94%	56	91%	51	96%	32	100%