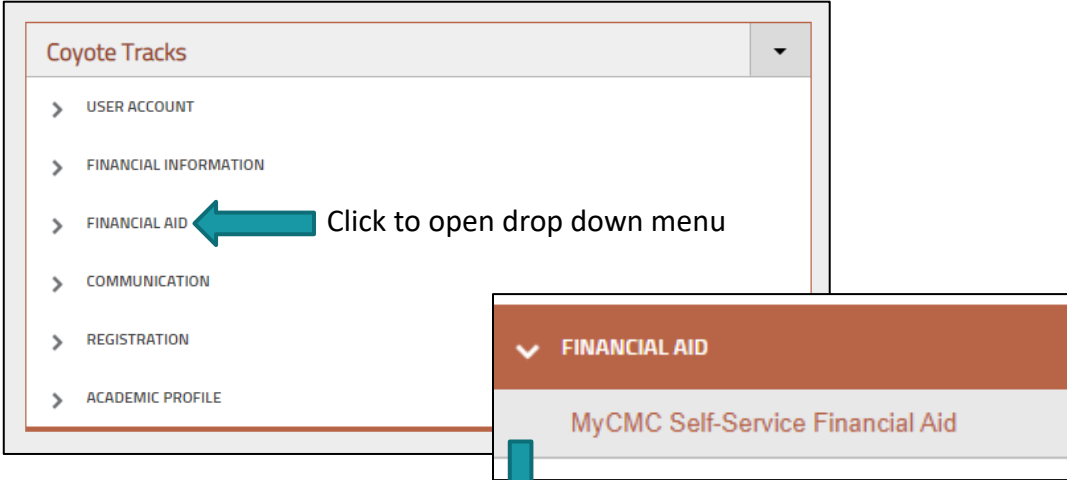


Financial Aid Self-Service Portal Guide

Students can review their financial aid status, view/print award letters, review their Satisfactory Academic Progress (SAP), and access helpful links through the MyCMC Self-Service Financial Aid Portal.

How to get to the Financial Aid Self-Service Portal

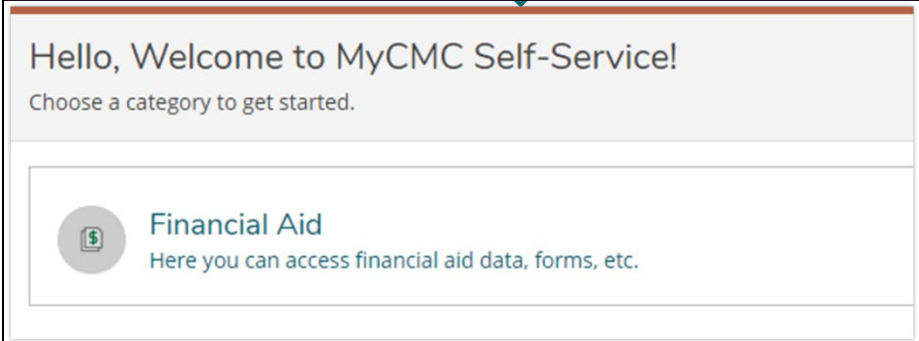
1. Log into [MyCMC Portal](#)
2. Select MyCMC Self-Service Financial Aid from “Coyote Tracks”



The screenshot shows the 'Coyote Tracks' navigation menu. The 'FINANCIAL AID' option is highlighted with a teal arrow pointing to it, with the text 'Click to open drop down menu' next to it. A callout box shows the expanded 'FINANCIAL AID' menu, with 'MyCMC Self-Service Financial Aid' highlighted and a teal arrow pointing to it, with the text 'Click to enter MyCMC Self-Service FA Portal' next to it.

Click to open drop down menu

Click to enter MyCMC Self-Service FA Portal



The screenshot shows the MyCMC Self-Service portal home page. The text reads 'Hello, Welcome to MyCMC Self-Service! Choose a category to get started.' Below this, the 'Financial Aid' category is selected, with a teal icon of a dollar sign and the text 'Financial Aid Here you can access financial aid data, forms, etc.'

3. Select an award year to review

Select an Award Year: 2020/2021 ▼

Review Financial Aid Status

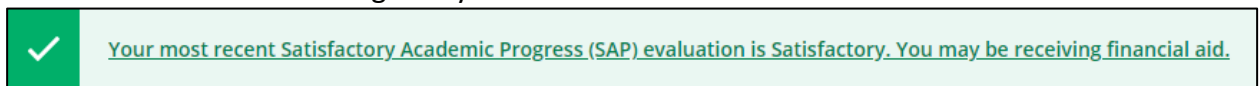
4. Check for any pending items under **Checklist: "Action Needed"**

Checklist	
✓ Completed	Submit a Free Application for Federal Student Aid (FAFSA)
⚠ Action Needed	Complete required documents
✓ Completed	Your application is being reviewed by the Financial Aid Office
✓ Completed	Review your Financial Aid Award Package

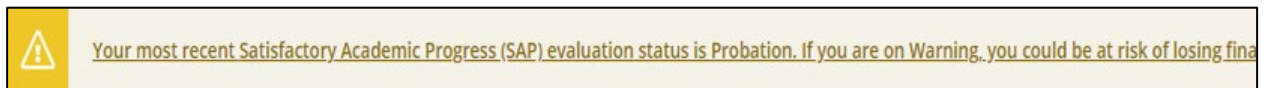
You may not receive financial aid until all required tasks are completed on your FA Self-Service checklist

5. Review your Satisfactory Academic Progress (SAP)

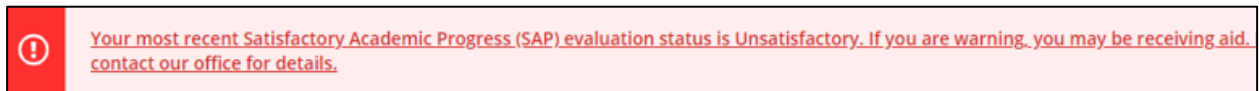
Click the colored ribbon to get to your SAP screen



Green = Good standing

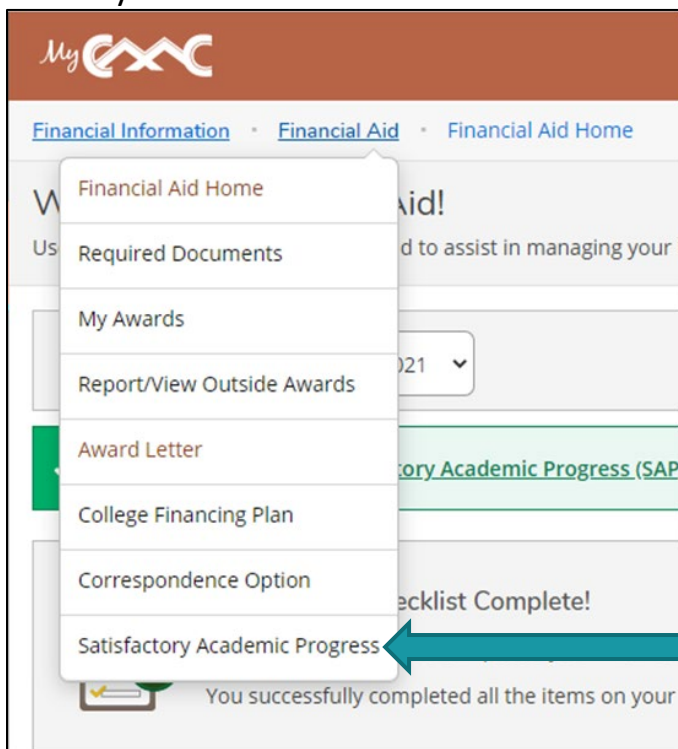


Yellow = Warning/Probation



Red = Denied aid

6. Access your SAP Screen



Click to get to SAP details

Review SAP status and follow up with the Financial Aid Department with any concerns.

SAP Status

Date Reviewed: 1/7/2020

Evaluation Period: 2019FA - 2019FA

Program: Associate in Arts in Psychology for Transfer

SAP Status: **Current SAP status** ⚠️ Probation

▼ What does Probation Academic Progress mean?

Status of any appeals submitted

SAP Appeal Status

Your appeal status: SAP appeal granted

Appeal date: 01/08/2020

7. Review/print your award letter

MyCXC

[Financial Information](#) · [Financial Aid](#) · [Financial Aid Home](#)




- Financial Aid Home
- Required Documents
- My Awards
- Report/View Outside Awards
- Award Letter
- College Financing Plan
- Correspondence Option
- Satisfactory Academic Progress

Review Awards

Print Award Letter

You can also get to your awards from your Checklist on the Home screen

✓ Completed [Review your Financial Aid Award Package](#)

Select an Award Year:	2020/2021	▼
 Please read through and accept your award letter below or print and deliver to the Financial Aid Office.		
2020/2021		
 Award Letter		Link to printable PDF

There's no need to accept your awards as aid is accepted automatically into the system. If you wish to decline aid, please notify financial aid staff prior to the disbursement of funds.

Amounts listed on award letter are based on full-time enrollment

Please monitor your [MyCMC Self-Service Financial Aid Portal](#) for any updates.

CMC does not download new FAFSA's into our system until late March. Therefore, you may not see your financial aid status for the next award year until then. For additional information, contact the Financial Aid Department at faworker@cmccd.edu or 760-366-3791 Ext 4235.